



CLEAN  
GROWTH  
FUND

# Accelerating our transition commitment

**2024 IMPACT REPORT**



# Broad Approach to ESG – Leading By Example



## Climate Assessment

- Each company completes a self-assessment of their potential greenhouse gas emissions impact
- This is independently reviewed by an industry or academic expert who tests key assumptions



## CGIM Philosophy

- We are an impact investor established to capitalise on industrial transitions
- We are committed to and guided by a strong ESG policy and go above and beyond as an example to portfolio companies



## Diversity and Inclusion

- We ensure diversity and inclusion is given due consideration in our recruitment processes
- We request portfolio companies begin to anonymously measure equality and diversity data



## ESG Questionnaire

- Comprehensive ESG question set completed by each portfolio company upon investment and each year thereafter



# CGIM Greenhouse Gas Emissions



## Scope 1 – Complete control

Known as direct emissions, these are emissions from activities owned or controlled by an organisation. Usually from the combustion of fuel in assets that a company operated e.g. cars & gas boilers.

### CGF Scope 1:

- No direct emissions

## Scope 2 – Less control

Known as indirect emissions, these are emissions arising from energy purchased by a utility provider. They are a consequence of an organization's activities or choice of supplier, but occur at sources the business does not directly control. Exmpale include purchased electricity, heating, cooling or steam.

### CGF Scope 2:

- Electricity supply

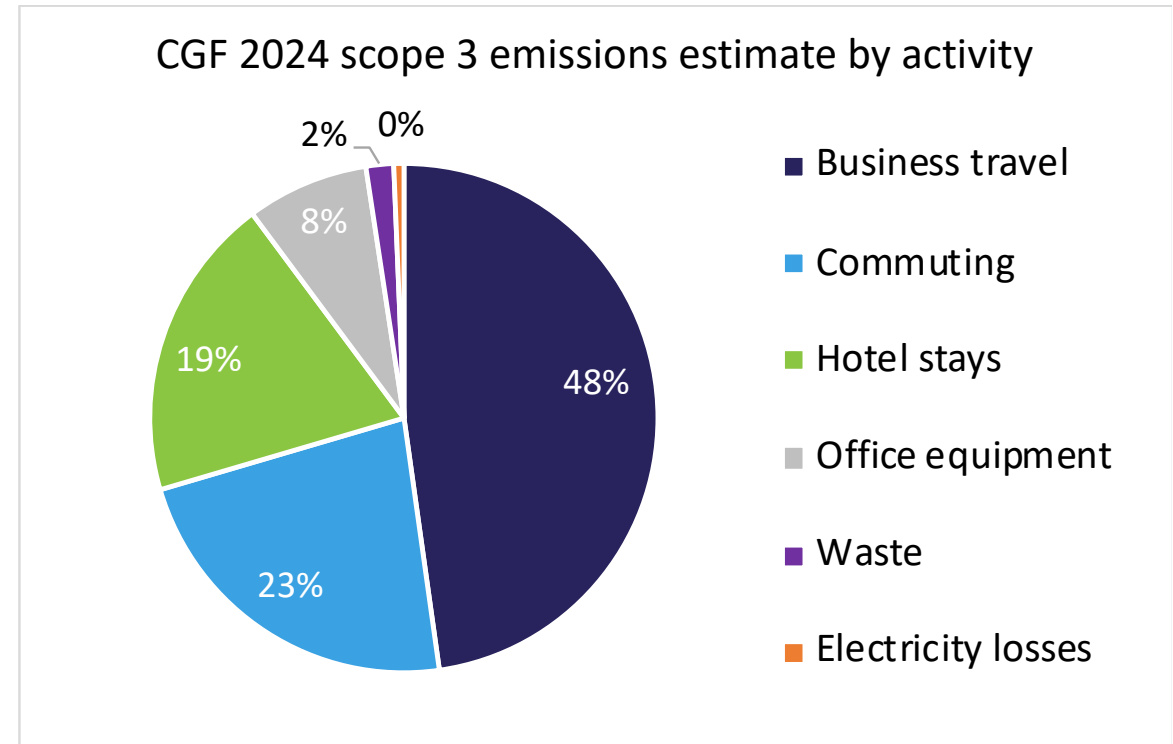
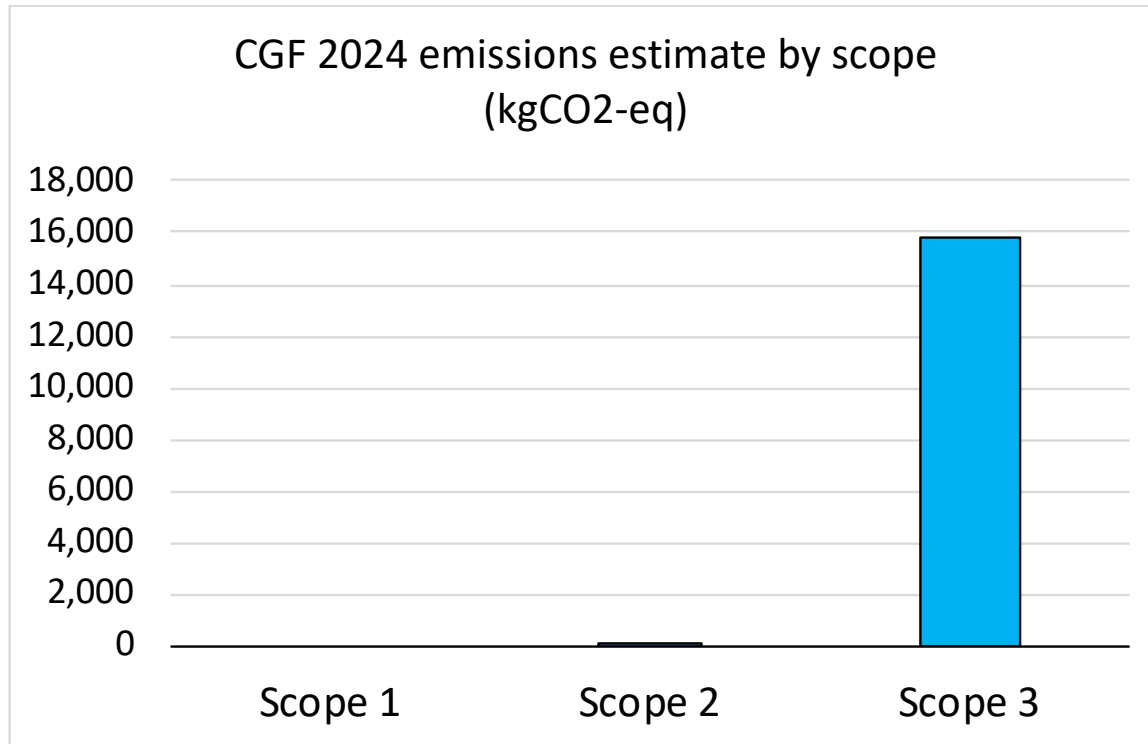
## Scope 3 – Limited control

These are wider-reaching emissions caused by the value chain of business operation. Examples include purchased goods and services, business travel, employee commuting, waste from operations, and emissions from investments.

### CGF's Main scope 3:

- Business travel
- Employee commuting
- Office equipment
- Portfolio company emissions
- Waste from operations

# CGIM Greenhouse Gas Emissions



- This yields an average annual GHG emission footprint of 1.8 tCO<sub>2</sub>-eq per CGIM FTE
- In the US average annual GHG emissions are 3.7 tCO<sub>2</sub>-eq per employee<sup>1</sup>
- The European Investment Bank reported average annual GHG emissions of 3.5 tCO<sub>2</sub>-eq per employee for 2023<sup>2</sup>

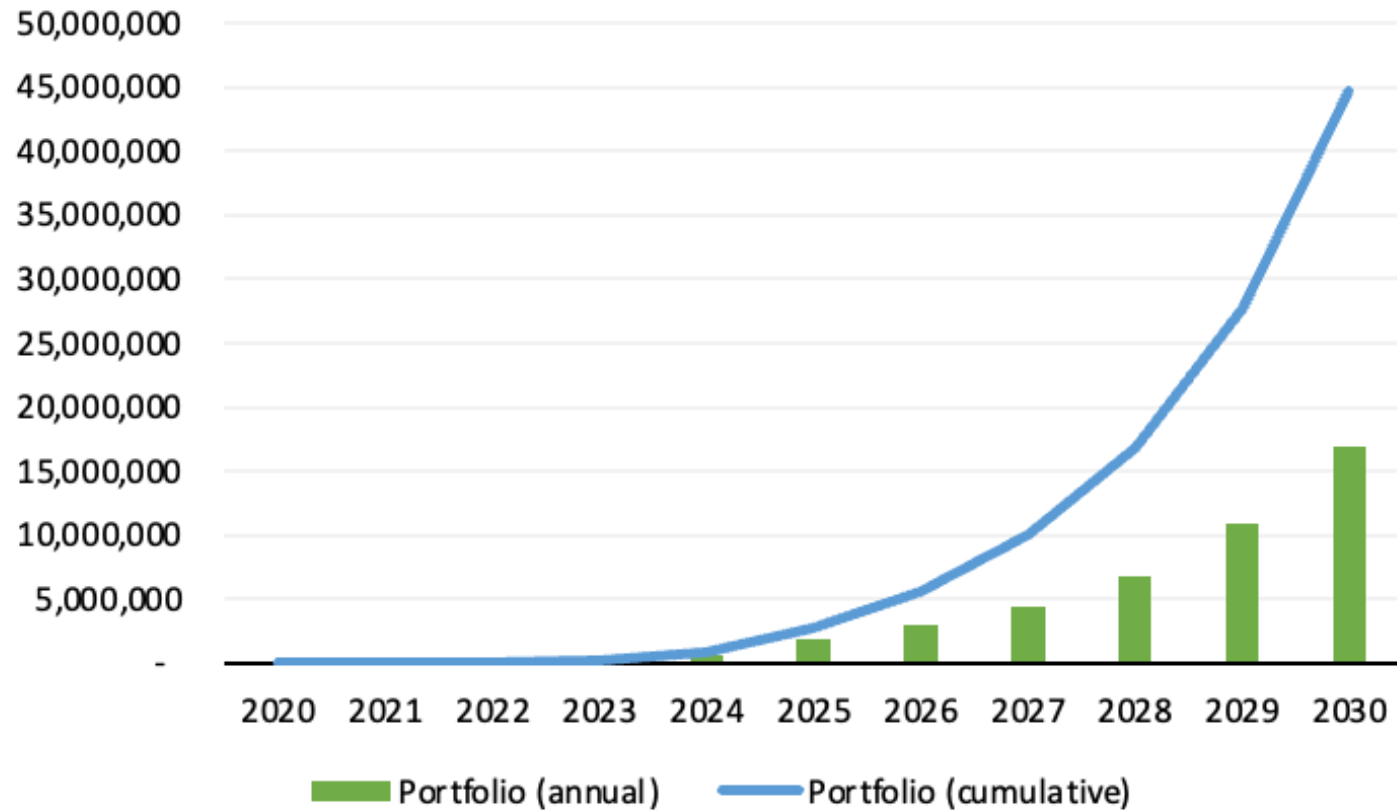
<sup>1</sup> EcoHedge report on Environment Protection Agency Data, [www.ecohedge.com/carbon-footprint-of-a-business-streamlining-your-strategy](http://www.ecohedge.com/carbon-footprint-of-a-business-streamlining-your-strategy)

<sup>2</sup> Carbon Footprint Report 2023, European Investment Bank

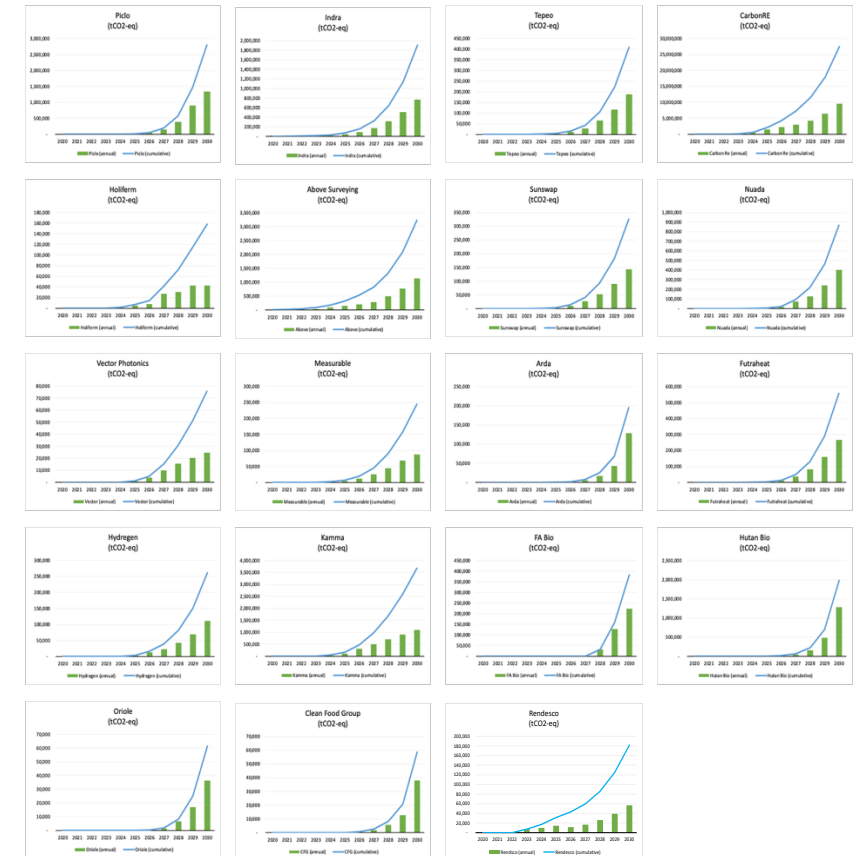
# CGF I – Greenhouse Gas Abatement Potential



Portfolio  
(tCO2-eq)



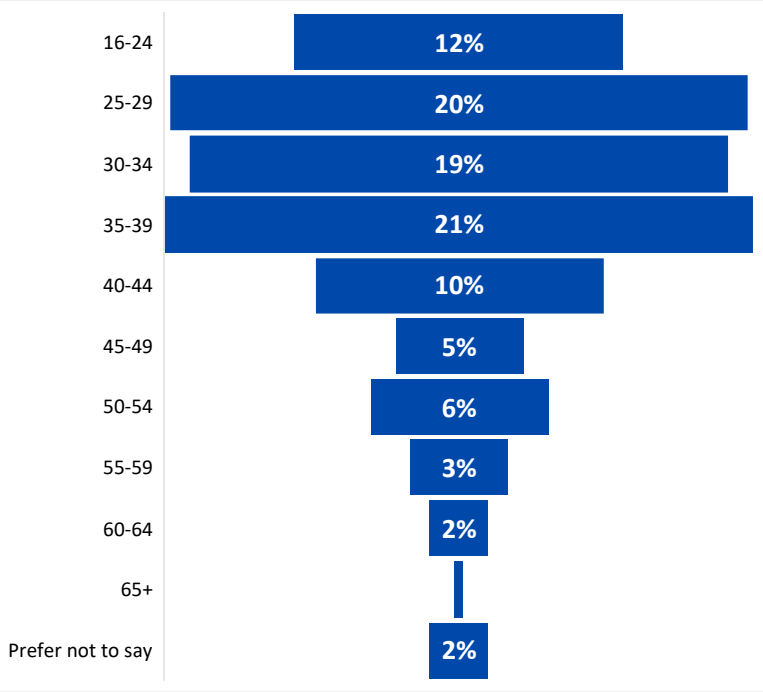
UK annual emissions are c. 400 million tonnes CO2-eq (gov.uk)



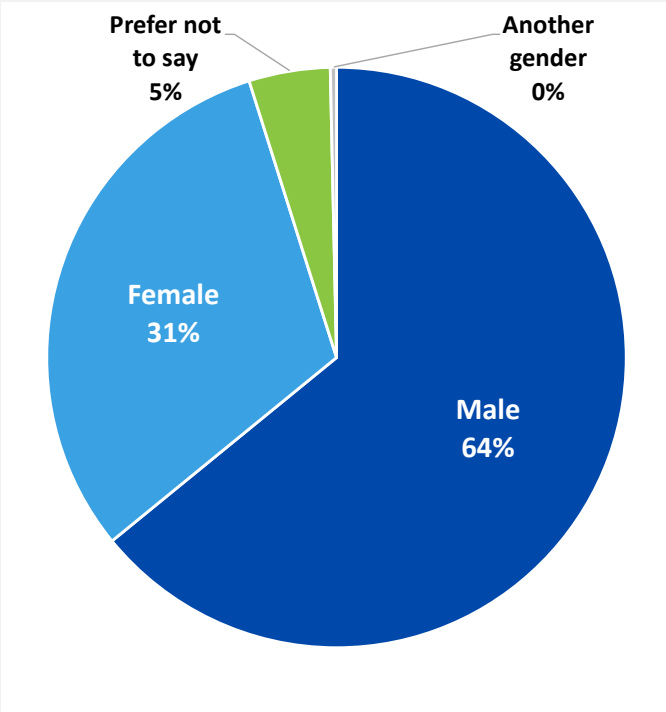
# CGF I – Portfolio Employee Survey Results



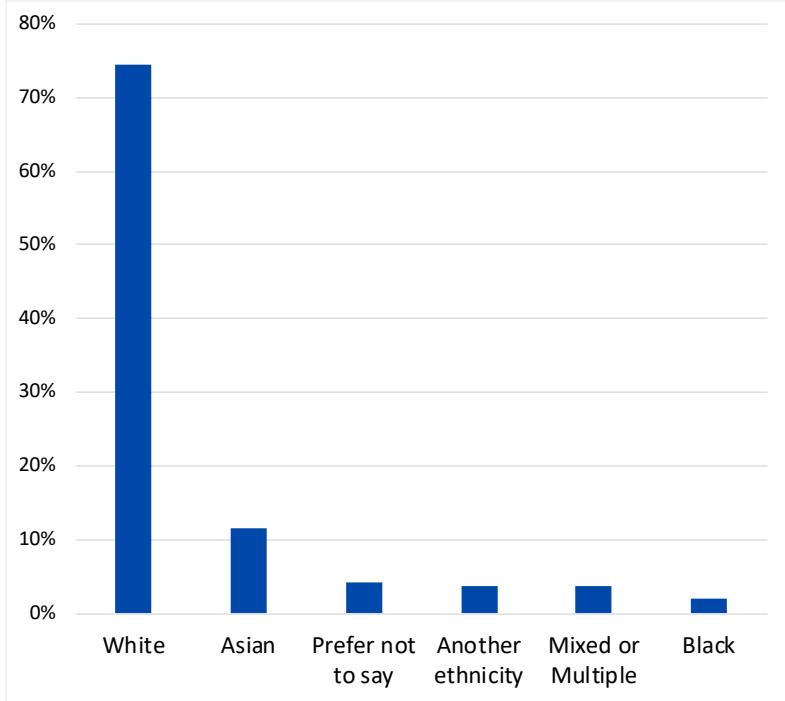
Age



Gender



Ethnicity






- Age: Over 25% of the portfolio company workforce is above 40 years old.
- Gender: Latest STEM Women “Women In STEM” report (2023) shows that the UK’s STEM workforce is made up of **26% of women**.
- Ethnicity: the latest (2021) government Census of the UK population stated that: **81.7% was white, 9.3% Asian ethnic groups and 4% black**.

# CGF I – Alignment with Sustainable Development Goals



Fund 1 Cohort – Contributing to 11 of the UN Sustainable Development Goals



# CGF I – Alignment with Sustainable Development Goals




Fund 1 Cohort – Contributing to 11 of the UN Sustainable Development Goals



HydRegen<sup>H</sup>




INDRA



KAMMA




measurable·energy



Nuada




Oriole Networks



piclo<sup>®</sup>



RENDESCO



# CGF I – Alignment with Sustainable Development Goals




Fund 1 Cohort – Contributing to 11 of the UN Sustainable Development Goals



 SUNSWAP



tepeo



 VECTOR<sup>®</sup>  
PHOTONICS

